



SC70 | DAMV7 | DAMC7 | DAM7 HP

Professional Compact washer and dryer

FEATURES COMPACT WASHER

- Titanium grey cabinet
- Stainless steel drum and tub
- Easy to use timer with colour Display
- Available in 25 languages
- Up to 50 programs (including Mop & Medical programs)
- 3 Soap compartments
- Matching dryer available - space saving when placed on top
- Available with pump or drain valve
- Marine voltages available (SC70)

FEATURES COMPACT WASHER

- Titanium grey cabinet
- Reversing drum
- Stainless steel drum
- Large door opening (Ø 45 cm)
- Available in 25 languages
- Easy to use timer with colour Display
- Available with vent heating (DAMV7), condenser unit (DAM7 HP)
- Marine voltages available (DAMV7)





COMPACT DESIGN
Saving the footprint



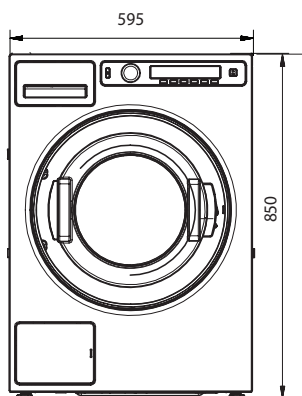
LOW ENERGY CONSUMPTION
For sustainable future



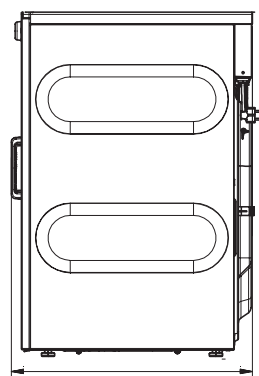
USER-FRIENDLY
Very simple and intuitive interface



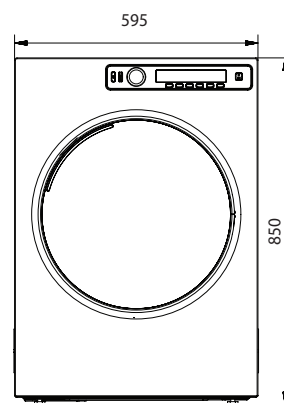
		SC70	DAMV7 vent	DAMC7 condenser	DAM7HP Heat Pump
CONTROL TYPE		-		Electronic Display	
DRUM VOLUME	l	117		117	
CAPACITY 1:9	kg(lb)	7(15)		-	
CAPACITY 1:10	kg(lb)	6(13)		-	
CAPACITY 1:18	kg/lb	-		7/14	
CAPACITY 1:22	kg/lb	-		5/12	
Drum diameter	mm	Ø 480		Ø 571x476	
Extraction speed	rpm	1400		-	
G-factor		530		-	
Residual moisture	%	49		-	
Sound (wash,spin) 1400rpm	dB(A)	61-76		-	
ELECTRICAL CONNECTION		With drain pump: 208-240V/60/1 380-415V/50/3Ph+N* 440V/60/3Ph-N	208-240V/60/1 380-415V/50/3Ph+N 440V/60/3Ph-N	380-415/50/3Ph+N	208-240V/50/1Ph
ELECTRICAL HEATING	kW	3,2	3	2,5	0,9
AIRFLOW	m3/h	-	245	123	internal
AIR EVACUATION	mm	-	100	-	-
DRAIN		Pump Standard, Drain valve available		-	
CIRCUIT BREAKER		230V-16A/400V-10A		230V-16A 400V-10A	230V-10A
WATER CONNECTION		3/4"		-	
DIMENSIONS					
H*W*D	mm	850x595x590		850x595x654	
Net weight	kg	Pump:76,5 Valve: 77,0	40	45	57
TRANSPORT DATA					
Volume (packed)	m ³	0,39		0,43	
Packed H*W*D	mm	920x640x661		920x640x723	



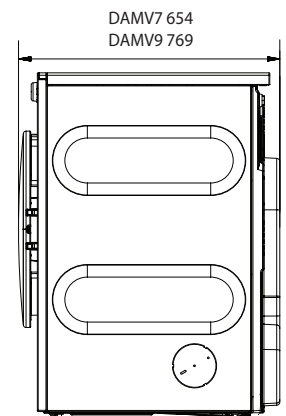
WASHER



SC70 590
SC90 706



DRYER



DAMV7 654
DAMV9 769